

LWP2 SERIES Outdoor Lighting

LWP2-80WW
LWP2-80NW
LWP2-80CW



Selection:



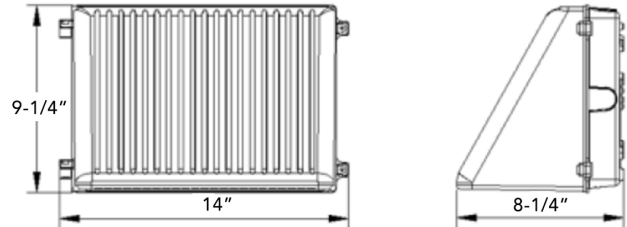
WESTGATE
THE FUTURE IS HERE...AND IT'S QUITE BRIGHT!

Customer Name: _____

Project Name: _____

Note: _____

Type: _____



14" (W) x 9 1/4" (H) x 8 1/4" (D)

Ideal for general site lighting, alleys, loading docks, doorway, pathway, and parking areas.

Features

- High Light Transmittance, Anti-UV and Fire Resistant PC Lens
- LED Type/Brand: SMD 3030/ Philips Lumileds LEDs
- Four 1/2" Knockouts: 1 Top, 1 on Each Side, 1 Back
- Die-Cast Aluminum With Powder Coat Finish (Dark Bronze)
- 7-Year Warranty

Technical Specifications

Electrical:

- Voltage: 120-277VAC 60Hz
- Wattage: 80W
- Power Factor: >0.95
- Efficacy: 100 / 112 LPW

Mechanical:

- Die-Cast Aluminum With Powder Coat Finish (Dark Bronze)
- High Light Transmittance, Anti-UV and Fire Resistant Shatterproof PC Lens
- Rated life: 70,000 Hrs
- Operating Temperature: -40°F -104°F
- IP65
- Wet Location
- 7-Year Warranty
- Full Cutoff, Dark sky Compliant

Lighting:

- LED Type/Brand: SMD 3030/ Lumileds LEDs
- The Type II Distribution Is Used for Wide Walkways, on Ramps and Entrance Roadways, As Well As Other Long, Narrow Lighting
- Dimmable: 0~10V Dimming
- Total Lumens: 8000LM/ 9000LM
- Color Temperatures: 3000K/ 4000K/ 5000K
- Color Rendering Index: CRI ≥ 80
- Beam angle: 80° x 100°

Applications:

- Ideal for general site lighting, alleys, loading docks, doorway, pathway and parking areas.
- Replace existing HID flood lights/ wall packs
- Great for use with motion sensors or other instant on/off controls

Other Models:

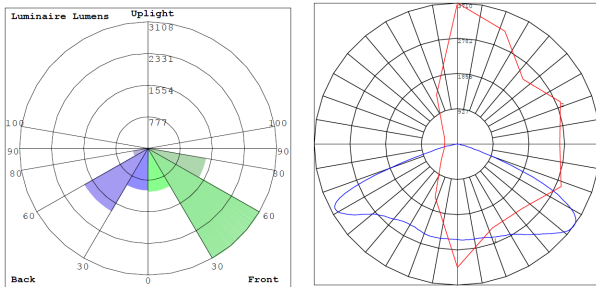
- 50W | 5000LM | LWP2-50WW
- 50W | 5500LM | LWP2-50NW
- 50W | 5500LM | LWP2-50CW



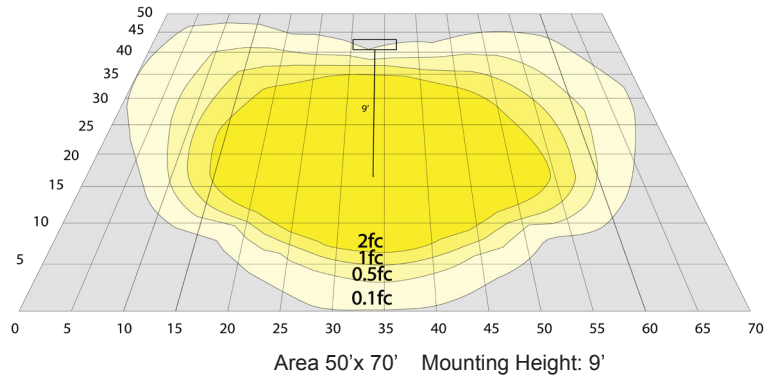
Phone: (877) 805-2252 | Fax: (877) 805-2252
www.westgatefmg.com | www.westgatecontrols.co



Photometrics: LWP2-80W



BUD Rating: B3-U2-G1



Other Views:



Side View



Front View



Back View

Performance Table: LWA-80W

MODEL NO.	Wattage	Voltage	Lumens	Color Temp.	BUG Rating	LPW
LWP2-80WW	80W	120~277V	8000LM	3000K	B3-U2-G1	100
LWP2-80NW	80W	120~277V	9000LM	4000K	B3-U2-G1	112
LWP2-80CW	80W	120~277V	9000LM	5000K	B3-U2-G1	112

Sample Ordering

Model Wattage Color Temp.

LWP2 - 80W -

WW = 3000K
NW = 4000K
CW = 5000K

Factory-Installed Options:

Blank = No Option For Accessories
OPT-EM-OD2INT= INTERNAL EMERGENCY BACKUP BATTERY
OPT-SEN-3MRLV-5= PROGRAMMABLE MICROWAVE BI-LEVEL
OPT-CLR-85= COLOR PAINT
OPT-PC-B = PHOTOCELL 120-277V
WEC-8RC = OPTIONAL REMOTE

FACTORY-INSTALLED OPTIONS:



OPT-EM-OD2INT



OPT-SEN-3MRLV-5



WEC-8RC



OPT-PC-B

Example:

- LWP2-80CW
- LWP2-80CW
OPT-EM-OD2INT

(FOR LWP2 80W 5000K FIXTURE 120-277V)

(FOR LWP2 80W 5000K FIXTURE 120-277V)
(INTERNAL EMERGENCY BACKUP BATTERY)

